

MALE/GENDER-NEUTRAL CONCEALABLE SIZING FORM



ARMOR EXPRESS • PO BOX 516 • CENTRAL LAKE, MI 49622 • PHONE: (866) 357-3845 • FAX: (231) 544-6734 • ORDERS@ARMOREXPRESS.COM

OFFICER'S FULL NAME _____ BADGE NO. _____

DEPARTMENT _____

SHIPPING ADDRESS _____ DATE _____

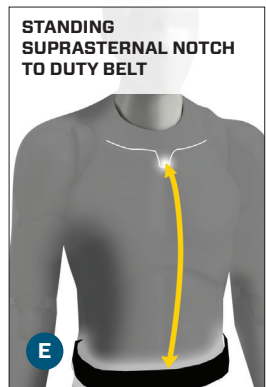
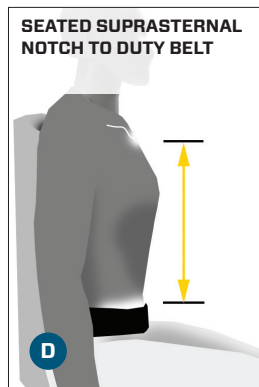
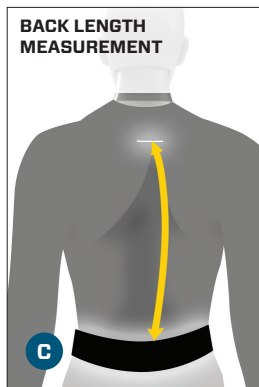
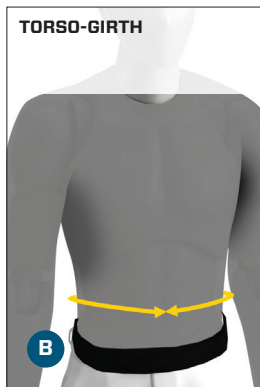
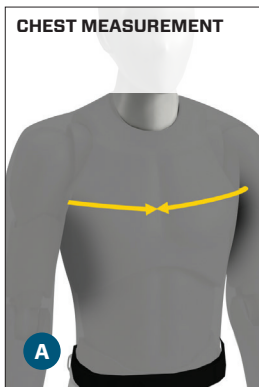
CITY _____ STATE _____ ZIP _____

TELEPHONE NO. () _____ E-MAIL ADDRESS _____

DATE SIZED _____ SIZED BY _____ DEALER'S NAME _____

1. Always take measurements with a partner. Never measure yourself.
2. Wear t-shirt and duty gear when being measured.
3. Use soft tape measure.
4. Read all instructions carefully and complete all requested information.
5. Refer to **MALE/GENDER-NEUTRAL CONCEALABLE SIZING INSTRUCTIONS** and record all requested information.

HEIGHT: _____ FT. _____ INS. WEIGHT: _____ LBS.



A CHEST MEASUREMENT
(Standing) Measure the fullest part of the chest by placing the tape under the arms, across the shoulder blades and around the chest. Round up to the nearest inch - Record measurement. _____ ins.

B TORSO-GIRTH
(Standing) Measure around the back and widest part of the abdomen using the navel as a reference. Round up to the nearest inch - Record measurement. _____ ins.

C BACK LENGTH MEASUREMENT
(Standing) Measure from the most prominent cervical down to the top of the duty belt. Round down to the nearest inch - Record measurement. _____ ins.

D SEATED SUPRASTERNAL NOTCH TO DUTY BELT
(Seated) Measure from the bottom of the suprasternal notch down to the top of the duty belt. Round down to the nearest inch - Record measurement. This measurement is referred to as "Center Front" on the Male/Gender-Neutral BRAVO or LEGACY Sizing Chart. _____ ins.

E STANDING SUPRASTERNAL NOTCH TO DUTY BELT
(Standing) Measure from the bottom of the suprasternal notch down to the top of the duty belt. Round down to the nearest inch - Record measurement. This measurement is used as a reference point for armor coverage between sitting and standing. _____ ins.

OVERLAP

BUTT FIT = ADD 1 INCH 1" OVERLAP = ADD 3 INCHES 2" OVERLAP = ADD 5 INCHES

TOTAL GIRTH (B Torso-Girth + Overlap) **F** _____ ins.

BRAVO FINAL CONCEALABLE MEASUREMENT

OR

LEGACY FINAL CONCEALABLE MEASUREMENT

FRONT WIDTH / FRONT LENGTH / BACK WIDTH / BACK LENGTH
F ÷ 2 **D** **F** ÷ 2 **C**

WIDTH: 16", 17", 18", 19", 20", 21", 22", 23", 24", 25", 26", 27", 28", 29", 30", 31", 32", 33", 34", 35"
 LENGTH: 12", 13", 14", 15", 16", 17", 18", 19", 20", 21", 22"

(For BRAVO panels, the back width cannot be more than 2" wider than the front panel width) (Length of front and rear panels are generally the same)

FRONT WIDTH / FRONT LENGTH / BACK WIDTH / BACK LENGTH
F ÷ 2 **D** **F** ÷ 2 **C**

WIDTH: 14", 17", 20", 22", 25", 28", 30" LENGTH: 12", 13", 14", 15", 16", 17", 18", 19", 20", 21", 22", 23"
 (For LEGACY Panels the front panel must be as wide or wider than the rear panel for wrap-around coverage) (Length of front and rear panels are generally the same)

OFFICER SIGNATURE _____